

VIRALERT 2

HUMAN BODY TEMPERATURE
MEASUREMENT SYSTEM



30 to 45°C / 86 to 113°F



vIRALERT 2

HUMAN BODY TEMPERATURE MEASUREMENT SYSTEM

AMETEK LAND HAS BEEN MANUFACTURING PRECISION MEASURING EQUIPMENT SINCE 1947.

We are specialists in non-contact temperature measurement and combustion monitoring with applications across diverse industries such as steel and glass making, power generation and cement manufacture.

As part of AMETEK Process & Analytical Instruments Division since 2006, our customers benefit from the worldwide AMETEK sales and service team.

In a world where global travel means infections can pass through populations fast, the ability to screen people for fever is a key tool in reducing the risk of disease spread.

The vIRAlert 2 fixed temperature monitoring system provides remote measurement of human body temperature (typically the face) to an accuracy of within 0.5 °C enabling the detection of the small changes in temperature induced by a fever.

Most economical thermal imagers can only achieve accuracy to within 2 °C which is not adequate to detect a fever. However, by calibrating an imager in real time against a precise blackbody calibration source the vIRAlert 2 system can provide accurate and reliable skin temperature measurement for the


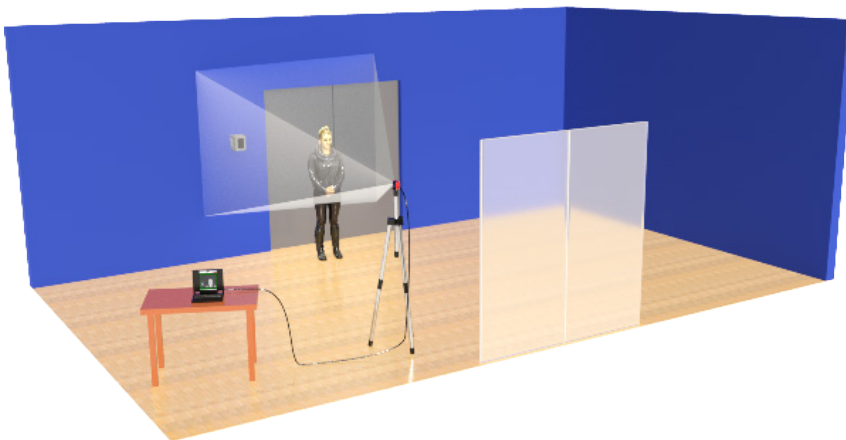
screening of personnel at point of entry to areas like airports, train stations, key operational facilities and factories and other places where infectious diseases can easily spread.

Using simple and intuitive software, this point-of-entry system provides automatic on-screen and audible alarms to alert the operator so that early action can be taken to protect the premises against the risk of spreading the infection.

A typical detection distance of 1 metre, provides a field of view of 70 x 55 cm so that checks can be made without any contact with the operator.

The vIRAlert 2 is AMETEK Land's accurate thermal imaging system for human body temperature measurement.

THERMAL MONITORING ▼



SPECIFICATION & DESIGN



1: THERMAL IMAGING CAMERA

Continuously measuring 30 to 45 °C / 86 to 113 °F, with a 39 x 31° field of view and 80 x 64 resolution gives 5,210 temperature data points per frame, at a rate of 9 Hz.

2: CERTIFIED BLACKBODY HEAT SOURCE

Providing a trusted reference temperature value calibrated at 38 °C / 100.4 °F for the thermal imaging camera with a large plate for viewing at longer distances.

3: CONNECTING CABLES

Ethernet and Power between camera and laptop (4 m / 13 ft).

4: FLEXIBLE MOUNTINGS

Camera supplied with wall mounting bracket and standard 1/4-20 UNC thread for use with alternative mounting options. Wall mounting lugs on calibration source enable easy fitting with wall hooks.

5: SCREENING SOFTWARE

Continuous or still image showing normal temperature in black and white with abnormally high temperatures in red. On screen and audio alarm triggered if potential fever detected. Supply of Windows 10 laptop for running software is optional.

6: CALIBRATION

Each system is calibrated at our ISO17025 accredited facility in the UK.

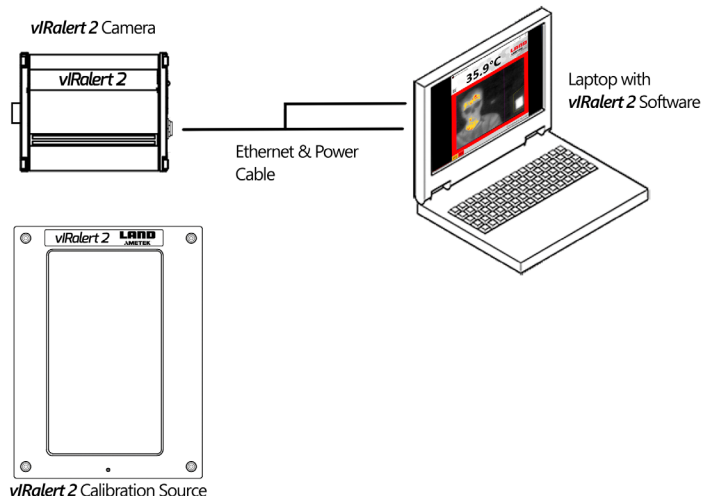
KEY APPLICATIONS

TRANSPORT AND TRAVEL - Airports, Railway Stations, Subways, Underground Rail Systems, Large Public Buildings

EDUCATION - Schools, Colleges, Universities, Municipal Libraries

BUSINESS - Manufacturing Facilities, Warehouses, Offices, Government Buildings.

SYSTEM OVERVIEW



KEY BENEFITS

Instant non-intrusive measurement using infrared thermal imaging technology with market-lead temperature measurement accuracy.

Monitors for high temperature without slowing down the flow of people.

Fixed remote measurement removes the risk of infection transmission to operators.

Complete On-line System Solution works out of the box and is simple to operate.

Quick and easy to install and re-locate as required with standard camera fitting for flexible mounting options.

Automatic alert function reduces potential for human error and immediately alerts the operator if trigger point reached.

VIRALERT 2

HUMAN BODY TEMPERATURE
MEASUREMENT SYSTEM

SPECIFICATIONS

SYSTEM

Accuracy: +/- 0.5 °C (at a distance of 1m)

CAMERA

Measurement Range: 30 to 45 °C / 86 to 113 °F

Detector Array Format: 80 x 64 pixels

Detector: Uncooled Thermopile Array

Spectral Response: 8 to 14 µm

Frame Frequency: 9 Hz

Temperature Resolution: < 0.12 °C

Field of View: 39 x 31°

Power Supply Requirement: 5 VDC (USB) from computer

Interfaces: Wired Ethernet

Image Processing Software: Continuous or still image display showing normal temperature in black and white with abnormally high temperatures in red. On screen and audio alarm triggered if potential fever detected.

Operating Temperature Range: 10 to 50 °C / 50 to 122 °F

BLACKBODY HEAT SOURCE

Temperature: 38 °C / 100.4 °F

Emissivity: 0.97

Target Size: 80 x 120 mm


Combined Accuracy / Stability: +/- 0.2 °C (+/-0.3 °F)

Power Supply Requirement: 100-240 VAC, 2A (Supplied with 12 VDC power adaptor)

Operating Temperature Range: 10 to 50 °C / 50 to 122 °F

Disclaimer: Human skin temperature is affected by a wide number of environmental and physiological factors. Elevated facial skin temperature may signify a raised body core temperature; correspondingly, an elevated core temperature may not be accompanied by a raised facial skin temperature. vIRalert systems are accurate scientific systems that must be operated strictly in accordance with the manufacturer's operating manual. vIRalert systems are not intended, nor designed, to diagnose or detect medical conditions including, but not limited to, viruses or other illnesses. AMETEK Land thermal imaging products should only be used to detect variations of surface temperature. If elevated skin temperature is detected, the finding should be confirmed by other means, for example, an approved medical thermometer. The absence of an elevated skin temperature does not exclude a fever.

**vIRalert 2 IS AMETEK LAND'S ACCURATE
THERMAL IMAGING SYSTEM FOR
HUMAN BODY TEMPERATURE MEASUREMENT.
WWW.AMETEK-LAND.COM**



CONTACT US



www.ametek-land.com



land.enquiry@ametek.com

