

USER INSTRUCTIONS

**Analog PC-programmable
2-wire Transmitter
for Pt100 Input**

IPAQ[®] C201



The user instruction must be read prior to adjustment and/or installation.
All information subject to change without notice.

MEASURE OF SUCCESS



INOR

INOR Process AB, PO Box 9125, SE-200 39 Malmö, Sweden,
Phone: +46(040)31 25 60, Fax: +46(040)31 25 70, E-mail: info@inor.se

INOR Transmitter OY, Unikkotie13, FI-01300 Vantaa, Finland,
Phone: +358-10-4217900, Fax: +358-10-4217901, E-mail: jari.stadig@inor.fi

INOR Transmitter GmbH, Rodenbacher Chaussee 6,
DE-63457 Hanau-Wolfgang, Germany,
Phone: +49(0)6181-582940, Fax: +49(0)6181-582944, E-mail: inor.gmbh@t-online.de

INOR Transmitter Inc., 7 Dearborn Road, Peabody, MA 01960, USA,
Phone: +1(978) 826-6900/(262) 670-9050,
Fax: +1(978) 535-3882/(262) 670-9001, E-mail: service@inor.com

www.inor.com, www.inor.se



This product should not be mixed with other kind of scrap, after usage.
It should be handled as an electronic/electric device.

MEASURE OF SUCCESS

IPAQ C201 is a two-wire temperature transmitter for use in industrial environment.

The transmitter is configured from a PC, by using the ConSoft program, connected via the INOR USB interface ICON. Calibration of the transmitter, after the PC configuration, is not necessary.

ConSoft is compatible with Windows 2000 (Service Pack 3), Windows XP and Windows Vista.

DATA (shortform)

Input Pt100	3-wire connection
Pt100 ($\alpha=0.00385$)	-50 to +850 °C / -58 to +1562 °F
Pt100 ($\alpha=0.003902$)	-50 to +850 °C / -58 to +1562 °F
Pt100 ($\alpha=0.003916$)	-50 to +850 °C / -58 to +1562 °F
Sensor monitoring	
Sensor break	Upscale (≥ 21.0 mA) or downscale (≤ 3.6 mA)
Sensor short-circuit	Fixed downscale (≤ 3.6 mA)
Adjustments - Zero	-50, -25, 0, +25, +50 °C / -58, -13, +32, +77, +122 °F
Adjustments - Minimum span	20 °C / 36 °F
Output	4-20 mA, temperature linear
Response time	< 50 ms
Ambient temperature	
Operation	-40 to +85 °C / -40 to +185 °F
Storage	-50 to +85 °C / -58 to +185 °F
Galvanic isolation	No
Power supply	8.5 to 32 VDC
Accuracy ¹⁾	Max. of ± 0.1 °C / ± 0.2 °F or ± 0.1 % of span
Connection head	DIN B or larger

¹⁾Includes calibration and linearity errors

CONFIGURATION

Before making a configuration of IPAQ C201 you need to do following:

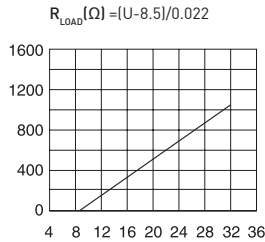
1. Install the PC configuration software ConSoft in your PC. The software is included in the PC Configuration Kit 70CFGUS001.
2. Install the drivers for the INOR USB interface ICON, included in the PC configuration Kit. See User instructions for PC configuration Kit. INOR USB interface ICON will indicate correct installation and connection of the IPAQ C201 - ICON - PC.

Configuration procedure:

The help file in ConSoft contains complete information about the configuration procedure. Here is a short-form guide:

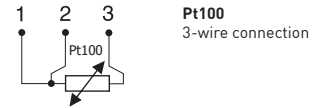
1. Connect the IPAQ C201 to the PC via the USB interface ICON. Configuration can be performed with or without connected power supply.
2. In ConSoft, click on "Connect", and the software will automatically recognize the connected transmitter.
3. Click on the highlighted "C201" in the menu tree of ConSoft and the "201 Soft" configuration window will open.
4. In the "201 Soft" window you can enter:
 - a. Pt100 type (3 different standards)
 - b. Measuring range in three different engineering units
 - c. Upscale or downscale action at sensor break
 - d. Compensation for known sensor errors
 - e. TAG-number
5. The selected configuration is downloaded to the transmitter by clicking the button "Transfer to transmitter". If the transmitter is in operation during transmission from the PC, the transmitter output is frozen. When the transfer is complete, the transmitter begins using the new parameters directly.

OUTPUT LOAD DIAGRAM



Supply voltage U [V DC]

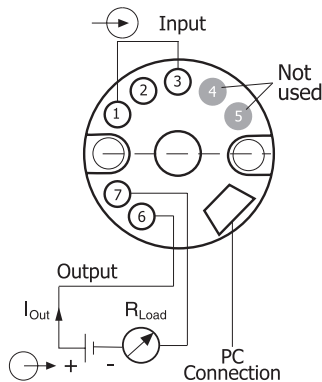
INPUT CONNECTIONS



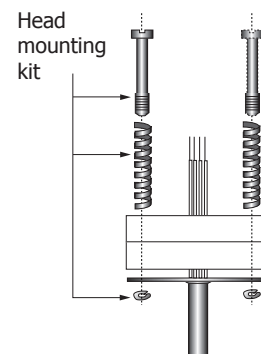
CALIBRATION

Due to the low long-term drift of max $\pm 0.1\%$ of span per year, a recalibration of the transmitter is normally not needed. Should you for any reason require a recalibration, the transmitter must be returned to the factory.

CONNECTIONS



MOUNTING



LIMITED WARRANTY

INOR Process AB, or any other affiliated company within the Inor Group (hereinafter jointly referred to as "Inor"), hereby warrants that the Product will be free from defects in materials or workmanship for a period of five (5) years from the date of delivery ("Limited Warranty"). This Limited Warranty is limited to repair or replacement at Inor's option and is effective only for the first end-user of the Product. Upon receipt of a warranty claim, Inor shall respond within a reasonable time period as to its decision concerning:

- 1 Whether Inor acknowledges its responsibility for any asserted defect in materials or workmanship; and, if so,
- 2 the appropriate cause of action to be taken (i.e. whether a defective product should be replaced or repaired by Inor).

This Limited Warranty applies only if the Product:

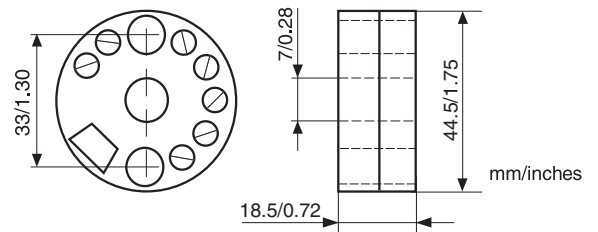
- 1 is installed according to the instructions furnished by Inor;
- 2 is connected to a proper power supply;
- 3 is not misused or abused; and
- 4 there is no evidence of tampering, mishandling, neglect, accidental damage, modification or repair without the approval of Inor or damage done to the Product by anyone other than Inor.

This Limited Warranty is provided by Inor and contains the only express warranty provided.

INOR SPECIFICALLY DISCLAIMS ANY EXPRESS WARRANTY NOT PROVIDED HEREIN AND ANY IMPLIED WARRANTY, GUARANTEE OR REPRESENTATION AS TO SUITABILITY FOR ANY PARTICULAR PURPOSE, PERFORMANCE, QUALITY AND ABSENCE OF ANY HIDDEN DEFECTS, AND ANY REMEDY FOR BREACH OF CONTRACT, WHICH BUT FOR THIS PROVISION, MIGHT ARISE BY IMPLICATION, OPERATION OF LAW, CUSTOM OF TRADE OR COURSE OF DEALING, INCLUDING IMPLIED WARRANTIES OF MERCHANTABILITY AND FITNESS FOR A PARTICULAR PURPOSE. EXCEPT AS PROVIDED HEREIN, INOR FURTHER DISCLAIMS ANY RESPONSIBILITY FOR LOSSES, EXPENSES, INCONVENIENCES, SPECIAL, DIRECT, SECONDARY OR CONSEQUENTIAL DAMAGES ARISING FROM OWNERSHIP OR USE OF THE PRODUCT.

Products that are covered by the Limited Warranty will either be repaired or replaced at the option of Inor. Customer pays freight to Inor, and Inor will pay the return freight by post or other "normal" way of transport. If any other type of return freight is requested, customer pays the whole return cost.

DIMENSIONS



ORDERING INFORMATION

IPAQ C201	70C2010010
Configuration	70CAL00001
PC configuration kit (USB-conn.)	70CFGUS001
Head mounting kit	70ADA00017
Rail mounting kit	70ADA00013